




WALL SOUNDPROOFING

FRAMELESS CLADDING USING ZIPS SANDWICH-PANELS

ZIPS-MODUL

MAX LOAD WITHOUT INSERTS 35 kg/r.m. CONSTRUCTION THICKNESS 83 mm



When applied?

- If the noise of medium volume from conversations, TV, barking dogs and other household sources interferes.
- The construction is recommended for AKU-Line, brick and concrete walls, partitions, as well as reinforced concrete floors.

ZIPS-Modul

basic level soundproofing frameless system

- Fireproof material
- Certified
- Has a European certificate
- Passed acoustic tests

$\Delta R_w \approx 18$ dB additional airborne noise insulation


$R_w \approx 68$ dB airborne noise insulation index for the entire construction when mounted on a 120 mm thick sand-lime brick wall



INSTALLATION MANUAL



- 1** ZIPS-Modul sandwich-panel 1200x600x70 mm with a mounting kit
average consumption per 1 m² = 1.5 pcs.



- 2** AKU-Line plasterboard sheet 2000 x 1200 x 12,5 mm
average consumption per 1 m² = 0.42 pcs.



- 3** Vibroseal silicone neutral sealant 290 ml cartridge
average consumption per 1 m² = 0.4 pcs.



- 4** Vibrostack-M 100 Tape vibration damping spacer roll 30m width 100mm thickness 4 mm (3 m²)
average consumption per 1 m² = 0.73 pcs.



Approximate cost of the construction, based on m²

€/m²

ZIPS-Modul panels are attached to the wall only through the existing vibration units using plastic dowels.

If the panel is installed as a whole (without cutting) on an insulated wall, then installation is carried out using only six attachment points, the central attachment points are not used.

The ends of the sandwich-panels must adjoin the side walls and the ceiling through two layers of Vibrostak-M 100 Tape vibration damping spacer. The tape is glued and fixed with Vibroseal

The head of the screw should be screwed into the vibration unit no deeper than 1-2 mm from the level of the front side of the panel.

If the panel is cut, then all available attachment points are used for installation. Cuttings less than 250 mm are not used in the installation.

Upon completion of installation, the joints between the sandwich-panels are treated with Vibroseal sealant. The finishing layer of AKU-Line plasterboard sheets 12.5 mm thick is fixed to the resulting surface. Sheets must adjoin to the adjacent surfaces through 2 layers of Vibrostak-M 100 Tape vibration damping spacer as well.

Excessively protruding Vibrostak-M 100 Tape is cut flush with the finishing layer of AKU-Line plasterboard sheets. Seams are filled with Vibroseal vibroacoustic silicone sealant.




SOUNDPROOFING OF THE CEILINGS

FRAMELESS CLADDING USING ZIPS SANDWICH-PANELS

ZIPS-MODUL

MAX LOAD WITHOUT INSERTS  6 kg/m²

CONSTRUCTION THICKNESS  83 mm







When applied?

- If noise of average volume - conversations, TV, barking dogs, crying children interferes.

ZIPS-MODUL

Basic level soundproofing panel system

-  Fireproof material
-  Certified
-  Has a European certificate
-  Passed acoustic tests

$\Delta R_w \approx 18$ dB additional airborne noise insulation

$R_w \approx 68$ dB airborne noise insulation index of the entire structure



INSTALLATION MANUAL

ZIPS-Modul panels are fixed to the ceiling through 8 vibration units. Metal anchor screws from the mounting kit are inserted into the two central vibration units. Shortened anchor screws are used for mounting on hollow slabs.

The head of the screw should be screwed into the vibration unit no deeper than 1-2 mm from the level of the front side of the panel.

For the first panel, adjacent to the walls, the ridges are cut along the short and long sides, for the next panels of the first row - only along the long side.


The ends of the sandwich-panels must adjoin the side walls through two layers of Vibrostak-M 100 Tape vibration damping spacer. The tape is glued and fixed with Vibroseal sealant.

If the panel is cut, all available attachment points are used for installation. Cuttings less than 250 mm are not used in the installation.

The joints between the sandwich-panels are treated with Vibroseal sealant. The finishing layer of AKU-Line plasterboard sheets 12.5 mm thick is fixed to the resulting surface. Sheets must adjoin to the walls through 2 layers of Vibrostak-M 100 Tape vibration damping spacer.



1 ZIPS-Modul sandwich-panel 1200x600x42 mm with a mounting kit average consumption per 1 m² = 1.5 pcs.



2 AKU-Line plasterboard sheet 2000 x 1200 x 12,5 mm average consumption per 1 m² = 0.42 pcs.



3 Vibroseal, silicone neutral sealant 290 ml cartridge average consumption per 1 m² = 0.4 pcs.



4 Vibrostack-M 100 Tape, vibration damping spacer roll 30m, width 100mm thickness 4 mm (3 m²) average consumption per 1 m² = 0.73 pcs.



Approximate cost of the construction, based on m²

€/m²

Excessively protruding Ultrakustik is cut flush with the finishing layer of AKU-Line plasterboard sheets. Seams are filled with Vibroseal vibroacoustic sealant.